


## How to change language on your device?

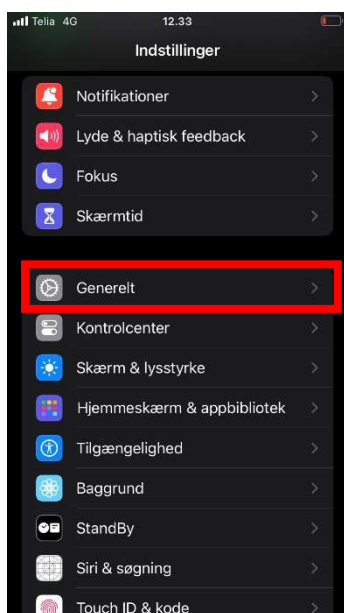
The DLG app can be used in Danish, English, and German. To change the app's language, users need to update the settings on their device. Changing the language of a native app by adjusting the language settings of the device generally depends on the operating system (iOS or Android) the device uses. Here is a step-by-step guide for both platforms:

### For iOS Devices:

- 1. Open settings:** Find and tap the "Settings" app on your home screen.

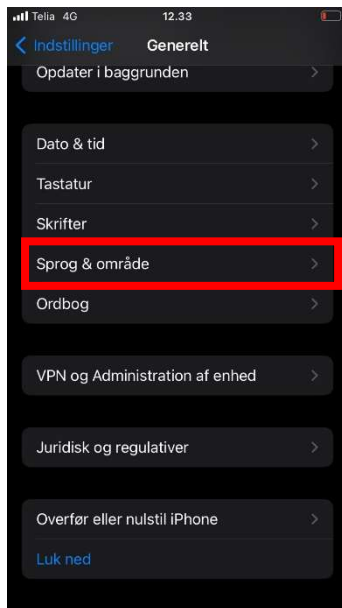


- 2. Go to General:** Scroll down and tap "General".

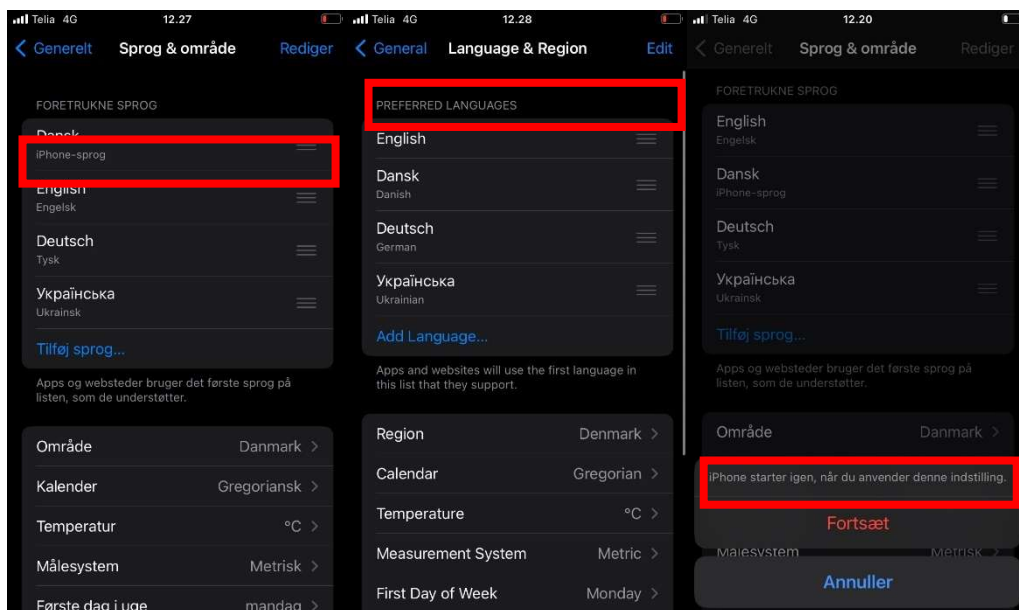


- 3. Select Language & Region:** Tap "Language & Region".

## How to change language on your device?



**4. Change iPhone Language:** Select your desired language from the list.




**5. Wait for the Device to Update:** Your iPhone will now take a few moments to switch to the new language. This change will also affect the language of apps that support the selected language.

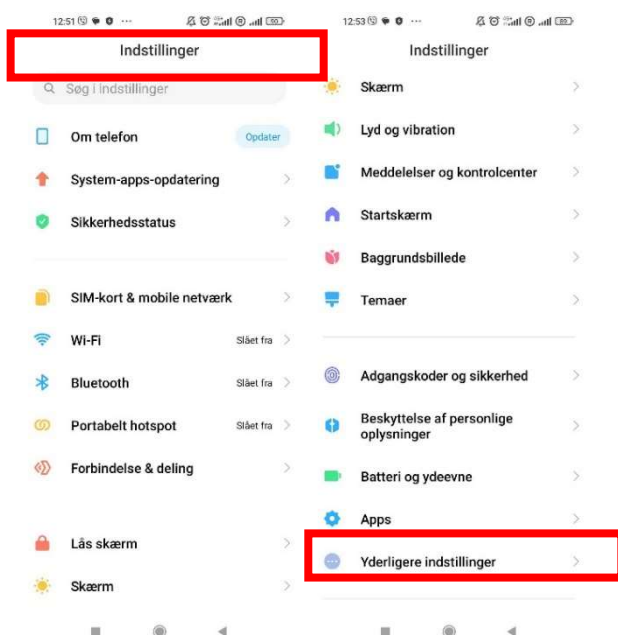
## How to change language on your device?

### For Android Devices:

2. **Open Settings:** Find and tap the "Settings" app on your home screen or in the app drawer.

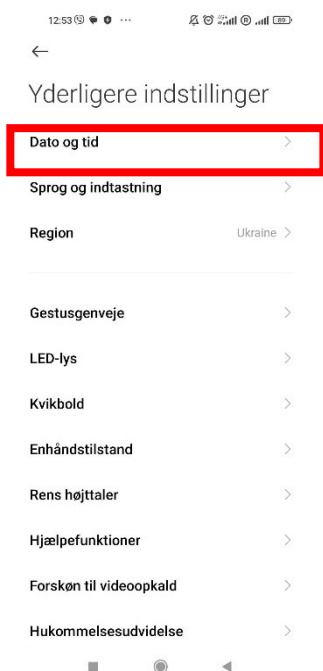


3. **Go to System:** Scroll down and tap "System" (this might be under "General Management" on some devices).

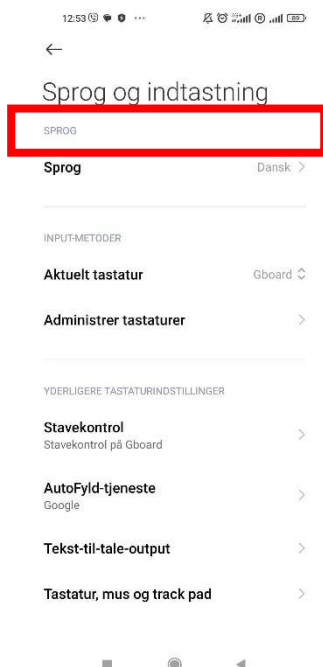


## How to change language on your device?

### 4. Select Language & Input: Tap "Language & Input".

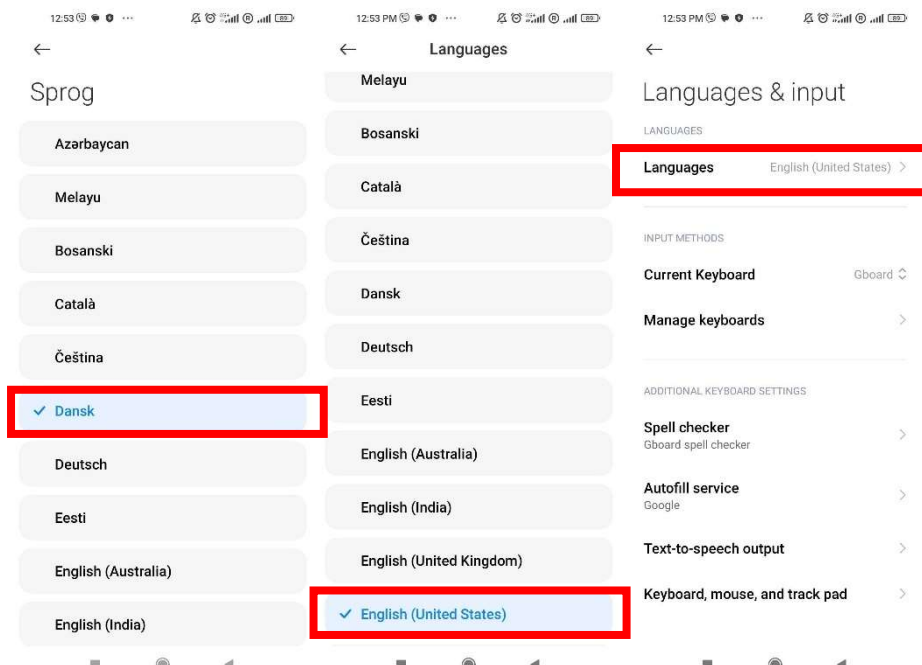


### 5. Change the Language: Tap "Languages".



## How to change language on your device?

Add a new language by tapping "Add a language" and selecting your desired language. Drag the new language to the top of the list to set it as the default.



- 6. Wait for the Device to Update:** Your Android device will immediately apply the new language. This change will also affect the language of apps that support the selected language.

### Additional Notes:

**Restarting the App:** In some cases, you might need to restart the app for the language change to take effect.

**Updating the App:** Ensure that the app is updated to the latest version, as newer versions are more likely to support multiple languages. By following these steps, you can change the language settings on your device, which will change the language of native apps that support multiple languages.